

Yield Book Loan Collateral Analyzer – Agencies

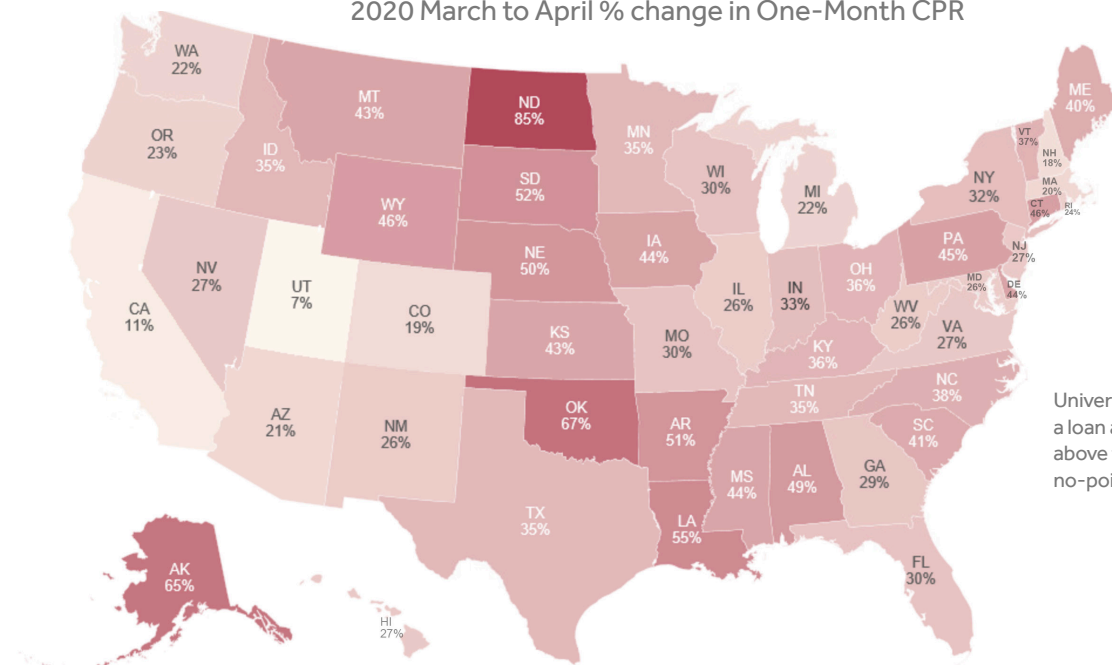
Loan stratification functionality in the Yield Book Excel® Add-In and API

Leveraging Yield Book’s extensive mortgage database, the Loan Collateral Analyzer (LCA) provides a solution to create dynamic and custom stratifications of loans or pools on groups of Agency Collateralized Mortgage Obligations (CMOs), and Yield Book CMO Cohorts. Users can rely on LCA to view dispersions on new issue Agency CMOs created in the Yield Book Structuring Tool, or understand your agency mortgage portfolios’ exposures scaled by bond holding amounts. With LCA, users can see individual current or at-issuance collateral characteristics and prepayment history on any customized stratification, or export the loans themselves for examination.

COVID-19 Loan Level Analysis

Scan loans across multiple vintage and coupon stacks to understand Covid-19’s impact on prepayments. Gain insight into prepay experiences that may not have met your expectations and drill down further into states that were most affected by the pandemic to further understand behaviors by servicer.

2020 March to April % change in One-Month CPR



Universe is all conventional loans with a loan age 6-24 months, and 25-150 BPs above the respective previous month no-point-adjusted PMMS rate.

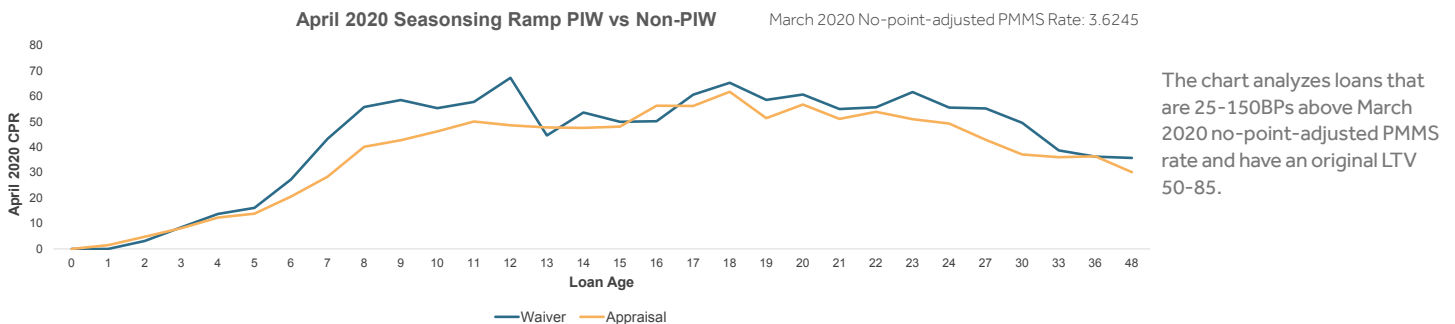
State	Top servicers	AS OF MAY 2020						ONE MONTH CPR*			
		Loan Count	Gross WAC	Original DTI	FICO	Loan Size	Adj CLTV	2020 April	2020 March	2019 April	2019 March
New York		191,913	4.36	38	744	\$342,439	68	19.05	14.42	6.42	4.99
	WELLS FARGO BANK NATIONAL ASSOCIATION	31,062	4.35	38	747	\$344,214	69	21.43	14.52	0.70	0.66
	JPMORGAN CHASE BANK NATIONAL ASSOCIATION	25,913	4.33	39	748	\$344,013	65	15.42	15.29	0.83	1.01
	NEW RESIDENTIAL MORTGAGE LLC	10,452	4.42	39	744	\$369,759	68	17.13	16.18	2.29	2.54
	QUICKEN LOANS INC	9,178	4.38	39	730	\$321,540	65	36.68	32.45	0.52	0.37
	CITIMORTGAGEINC	7,085	4.33	37	747	\$341,536	62	10.66	9.65	0.78	0.39

* One month CPR calculated on universe of loans that are 25-150BPs above respective 1 month lag no-point-adjusted PMMS rate.
Source: Yield Book. For illustrative purposes only.

Yield Book Loan Collateral Analyzer – Agencies

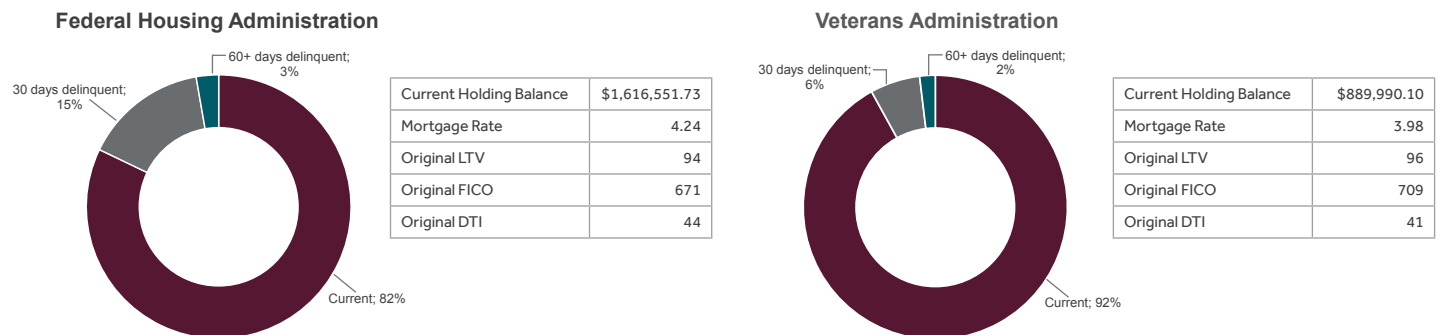
Discover performance behaviors

Utilize newly provided Property Inspection Waiver (PIW) data when considering bonds for purchase. Use LCA to construct seasoning ramps to understand loans with PIW origination increased propensity to prepay.



Dive into collateral characteristics

Pass your portfolio into LCA to drill down and understand what % of your loans are delinquent.*



*Where delinquency data is available. Source: Yield Book. For illustrative purposes only.

For more information, contact us at sales@yieldbook.com or visit our website: ftserussell.com/analytics/yield-book
 Americas +1 646 989 2200 | Europe +44 20 7334 8963 | Asia Pacific +852 2164 3288, +65 6818 6291 | Japan +81 3 4563 6346

© 2020 London Stock Exchange Group plc and its applicable group undertakings (the "LSE Group"). The LSE Group includes (1) FTSE International Limited ("FTSE"), (2) Frank Russell Company ("Russell"), (3) FTSE Global Debt Capital Markets Inc. and FTSE Global Debt Capital Markets Limited (together, "FTSE Canada"), (4) MTSNext Limited ("MTSNext"), (5) Mergent, Inc. ("Mergent"), (6) FTSE Fixed Income LLC ("FTSE FI"), (7) The Yield Book Inc ("YB") and (8) Beyond Ratings S.A.S. ("BR"). All rights reserved.

FTSE Russell® is a trading name of FTSE, Russell, FTSE Canada, MTSNext, Mergent, FTSE FI, YB and BR. "FTSE®", "Russell®", "FTSE Russell®", "MTS®", "FTSE4Good®", "ICB®", "Mergent®", "The Yield Book®", "Beyond Ratings®" and all other trademarks and service marks used herein (whether registered or unregistered) are trademarks and/or service marks owned or licensed by the applicable member of the LSE Group or their respective licensors and are owned, or used under licence, by FTSE, Russell, MTSNext, FTSE Canada, Mergent, FTSE FI, YB or BR. FTSE International Limited is authorised and regulated by the Financial Conduct Authority as a benchmark administrator. Microsoft and Excel are trademarks of the Microsoft group of companies.

All information is provided for information purposes only. All information and data contained in this publication is obtained by the LSE Group, from sources believed by it to be accurate and reliable. Because of the possibility of human and mechanical error as well as other factors, however, such information and data is provided "as is" without warranty of any kind. No member of the LSE Group nor their respective directors, officers, employees, partners or licensors make any claim, prediction, warranty or representation whatsoever, expressly or impliedly, either as to the accuracy, timeliness, completeness, merchantability of any information or of results to be obtained from the use of FTSE Russell products, including but not limited to indexes, data and analytics, or the fitness or suitability of the FTSE Russell products for any particular purpose to which they might be put. Any representation of historical data accessible through FTSE Russell products is provided for information purposes only and is not a reliable indicator of future performance.

No responsibility or liability can be accepted by any member of the LSE Group nor their respective directors, officers, employees, partners or licensors for (a) any loss or damage in whole or in part caused by, resulting from, or relating to any error (negligent or otherwise) or other circumstance involved in procuring, collecting, compiling, interpreting, analysing, editing, transcribing, transmitting, communicating or delivering any such information or data or from use of this document or links to this document or (b) any direct, indirect, special, consequential or incidental damages whatsoever, even if any member of the LSE Group is advised in advance of the possibility of such damages, resulting from the use of, or inability to use, such information.

No member of the LSE Group nor their respective directors, officers, employees, partners or licensors provide investment advice and nothing contained herein or accessible through FTSE Russell products, including statistical data and industry reports, should be taken as constituting financial or investment advice or a financial promotion.

This document may contain forward-looking assessments. These are based upon a number of assumptions concerning future conditions that ultimately may prove to be inaccurate. Such forward-looking assessments are subject to risks and uncertainties and may be affected by various factors that may cause actual results to differ materially. No member of the LSE Group nor their licensors assume any duty to and do not undertake to update forward-looking assessments.

No part of this information may be reproduced, stored in a retrieval system or transmitted in any form or by any means, electronic, mechanical, photocopying, recording or otherwise, without prior written permission of the applicable member of the LSE Group. Use and distribution of the LSE Group data requires a licence from FTSE, Russell, FTSE Canada, MTSNext, Mergent, FTSE FI, YB, BR and/or their respective licensors.