

# FTSE TPI Climate Transition Index Series

## Overview

Integrating climate change into index-based portfolios has to date focused largely on lowering exposure to carbon (i.e. fossil fuel reserves and/or carbon emissions). However, demand for more sophisticated implementation options for capturing the risks and opportunities arising from the climate transition (i.e. the shift to a low carbon economy) is growing.

The FTSE TPI Climate Transition Index Series fills this gap by providing investors with the next generation of climate indexes. It combines FTSE Russell's expertise in climate data and sustainable investment index design with the Transition Pathway Initiative's (TPI) analysis of how the world's largest and most carbon exposed / intensive public companies are managing the climate transition.

Index constituent weights are adjusted using five transparent criteria: company exposure to specific climate related risks (carbon emissions; fossil fuel reserves) and opportunities (green revenues) as well as the extent of climate governance activities (management quality) and commitments to 2 degree aligned emissions pathways (carbon performance). Meaningful adjustments based on the TPI's forward-looking analysis ensure that leading and lagging company behavior is clearly reflected in the index.

## Benefits






- Provides a clear picture of company alignment with the climate transition based on five climate parameters
- Combines market-leading insights and data from FTSE Russell and the Transition Pathway Initiative
- Delivers significant improvements across all climate parameters – carbon, green revenues and 'Paris alignment' – whilst managing tracking error vs the benchmark
- Transparent index construction – using FTSE Russell's tilt-based multi-factor methodology – supports investor stewardship and corporate engagement activities

## Features

- The index series methodology is designed to reflect the performance of a global and diversified basket of securities where their weights are varied to account for risks and opportunities associated with the transition to a low carbon economy
- Constituent weights are adjusted based on five key climate considerations. FTSE Russell inputs capture company exposure to:
  - Green Revenues
  - Fossil Fuel Reserves
  - Carbon Emissions
- TPI inputs provide forward-looking views on company alignment with the climate transition via:
  - Management Quality: Companies' climate governance activities (aligned with the Taskforce on Climate-related Financial Disclosures' recommendations)
  - Carbon Performance: Company commitments to emissions pathways that are aligned to the Paris Agreement and 2DC/below 2DC warming scenarios

Follows FTSE Global Factor Index Series transparent, rules-based methodology to address concerns about liquidity, capacity, diversification and turnover

## Climate change parameter

	Climate parameter	Adjustment
	Fossil fuel reserves	<ul style="list-style-type: none"> <li>• Underweight companies with fossil fuel reserves</li> </ul>
	Carbon emissions	<ul style="list-style-type: none"> <li>• Over or underweight companies according to their GHG emissions</li> <li>• Sector neutrality</li> </ul>
	Green revenues	<ul style="list-style-type: none"> <li>• Overweight companies engaged in the transition to a green economy</li> </ul>
	Management quality	<ul style="list-style-type: none"> <li>• Over or underweight companies according to their Management quality ("climate governance") score</li> <li>• Regional industry neutrality</li> </ul>
	Carbon performance	<ul style="list-style-type: none"> <li>• Over or underweight companies according to their carbon performance ("2DC/Below 2DC pathways") assessment</li> </ul>

## Aligning an index with the climate transition

Investor approaches to integrating climate considerations into investment strategy and implementation decisions are increasing in sophistication. This has led to growing demand for index based solutions that capture the climate transition and the goals of the UN Paris Agreement. Meeting this demand requires indexes that go beyond a narrow focus on carbon emissions and/or fossil fuel reserves exposure to integrate company activity within the green economy. In addition, an index aligned with the climate transition needs to capture company commitments to the TCFD, along with emissions pathways – in particular for the most carbon intensive companies globally – that are aligned with international (e.g. 2DC warming) targets.

The FTSE TPI Climate Transition Index Series achieves this by bringing together data and analysis from both FTSE Russell and the Transition Pathway Initiative (TPI). Our partnership with the TPI has enabled the design and development of this unique index series.

The TPI aims to evaluate what the transition to a low carbon economy looks like for companies with a high impact on climate change. It also aims to assess how prepared these companies are for the low carbon transition. Full details of the TPI, including its research methodologies, are available at [www.transitionpathwayinitiative.org](http://www.transitionpathwayinitiative.org).



## Index Construction Process

### Starting universe

Start with market capitalization weighted index e.g. FTSE Developed ex-Korea Index

Step 1

### Exclude companies

Exclude companies that produce controversial weapons (anti-personnel mines, cluster munitions, chemical and biological weapons).

Step 1

Step 2

### Translate scores into tilts

Adjustments to constituent weights are achieved using 'tilts' (over or under weights) and are based on a range of constituent-level data. Standard 'climate tilts' achieve a significant reduction in exposure to both fossil fuel reserves and carbon emissions. Weights are increased for constituents generating green revenues from a wide range of green economy sectors. Climate governance and commitments to 'Paris aligned' carbon emissions pathways (based on the TPI's Management Quality and Carbon Performance assessments, respectively) are over emphasized using stronger tilts – to create clear and meaningful alignment with the objectives of the TPI. In particular, companies identified as not aligned to the objectives of the Paris Agreement are removed from the index (but remain eligible for inclusion and can be re-admitted once 'Paris aligned' commitments are evident).

Neutrality adjustments are applied to the Management Quality scores (regional industry neutrality) and, separately, operational carbon emissions (sector neutrality) to manage deviations from the underlying benchmark.

Step 1

Step 2

Step 3

### Narrow index and constrain final weights

Remove stocks which do not contribute to the overall factor objective, whilst ensuring that diversification constraints are not breached.

The following constraints are applied during this process:

- Country and Industry weight constraints
- Maximum stock level capacity ratio
- Minimum stock weight

Step 1

Step 2

Step 3

Step 4

### Publish and Review Index

The indexes are reviewed annually in September.

### For more information about our indexes, please visit [ftserussell.com](https://ftserussell.com).

© 2020 London Stock Exchange Group plc and its applicable group undertakings (the "LSE Group"). The LSE Group includes (1) FTSE International Limited ("FTSE"), (2) Frank Russell Company ("Russell"), (3) FTSE Global Debt Capital Markets Inc. and FTSE Global Debt Capital Markets Limited (together, "FTSE Canada"), (4) MTSNext Limited ("MTSNext"), (5) Mergent, Inc. ("Mergent"), (6) FTSE Fixed Income LLC ("FTSE FI"), (7) The Yield Book Inc ("YB") and (8) Beyond Ratings S.A.S. ("BR"). All rights reserved.

FTSE Russell® is a trading name of FTSE, Russell, FTSE Canada, MTSNext, Mergent, FTSE FI, YB and BR. "FTSE®", "Russell®", "FTSE Russell®", "MTS®", "FTSE4Good®", "ICB®", "Mergent®", "The Yield Book®", "Beyond Ratings®" and all other trademarks and service marks used herein (whether registered or unregistered) are trademarks and/or service marks owned or licensed by the applicable member of the LSE Group or their respective licensors and are owned, or used under licence, by FTSE, Russell, MTSNext, FTSE Canada, Mergent, FTSE FI, YB or BR. FTSE International Limited is authorised and regulated by the Financial Conduct Authority as a benchmark administrator.

All information is provided for information purposes only. All information and data contained in this publication is obtained by the LSE Group, from sources believed by it to be accurate and reliable. Because of the possibility of human and mechanical error as well as other factors, however, such information and data is provided "as is" without warranty of any kind. No member of the LSE Group nor their respective directors, officers, employees, partners or licensors make any claim, prediction, warranty or representation whatsoever, expressly or impliedly, either as to the accuracy, timeliness, completeness, merchantability of any information or of results to be obtained from the use of the FTSE Russell products, including but not limited to indexes, data and analytics or the fitness or suitability of the FTSE Russell products for any particular purpose to which they might be put. Any representation of historical data accessible through FTSE Russell products is provided for information purposes only and is not a reliable indicator of future performance.

No responsibility or liability can be accepted by any member of the LSE Group nor their respective directors, officers, employees, partners or licensors for (a) any loss or damage in whole or in part caused by, resulting from, or relating to any error (negligent or otherwise) or other circumstance involved in procuring, collecting, compiling, interpreting, analysing, editing, transcribing, transmitting, communicating or delivering any such information or data or from use of this document or links to this document or (b) any direct, indirect, special, consequential or incidental damages whatsoever, even if any member of the LSE Group is advised in advance of the possibility of such damages, resulting from the use of, or inability to use, such information.

No member of the LSE Group nor their respective directors, officers, employees, partners or licensors provide investment advice and nothing contained herein or accessible through FTSE Russell products, including statistical data and industry reports, should be taken as constituting financial or investment advice or a financial promotion.

Past performance is no guarantee of future results. Charts and graphs are provided for illustrative purposes only. Index returns shown may not represent the results of the actual trading of investable assets. Certain returns shown may reflect back-tested performance. All performance presented prior to the index inception date is back-tested performance. Back-tested performance is not actual performance, but is hypothetical. The back-test calculations are based on the same methodology that was in effect when the index was officially launched. However, back-tested data may reflect the application of the index methodology with the benefit of hindsight, and the historic calculations of an index may change from month to month based on revisions to the underlying economic data used in the calculation of the index.

This document may contain forward-looking assessments. These are based upon a number of assumptions concerning future conditions that ultimately may prove to be inaccurate. Such forward-looking assessments are subject to risks and uncertainties and may be affected by various factors that may cause actual results to differ materially. No member of the LSE Group nor their licensors assume any duty to and do not undertake to update forward-looking assessments.

No part of this information may be reproduced, stored in a retrieval system or transmitted in any form or by any means, electronic, mechanical, photocopying, recording or otherwise, without prior written permission of the applicable member of the LSE Group. Use and distribution of the LSE Group data requires a licence from FTSE, Russell, FTSE Canada, MTSNext, Mergent, FTSE FI, YB, BR and/or their respective licensors.

### About FTSE Russell

FTSE Russell is a leading global index provider creating and managing a wide range of indexes, data and analytic solutions to meet client needs across asset classes, style and strategies. Covering 98% of the investable market, FTSE Russell indexes offer a true picture of global markets, combined with the specialist knowledge gained from developing local benchmarks around the world.

FTSE Russell index expertise and products are used extensively by institutional and retail investors globally. For over 30 years, leading asset owners, asset managers, ETF providers and investment banks have chosen FTSE Russell indexes to benchmark their investment performance and create investment funds, ETFs, structured products and index-based derivatives. FTSE Russell indexes also provide clients with tools for asset allocation, investment strategy analysis and risk management.

A core set of universal principles guides FTSE Russell index design and management: a transparent rules-based methodology is informed by independent committees of leading market participants. FTSE Russell is focused on index innovation and customer partnership applying the highest industry standards and embracing the IOSCO Principles. FTSE Russell is wholly owned by London Stock Exchange Group.

For more information, visit [ftserussell.com](https://ftserussell.com).

To learn more, visit [ftserussell.com](https://ftserussell.com); email [info@ftserussell.com](mailto:info@ftserussell.com), or call your regional Client Service Team office:

#### EMEA

+44 (0) 20 7866 1810

#### North America

+1 866 551 0617

#### Asia-Pacific

Hong Kong +852 2164 3333

Tokyo +81 3 4563 6346

Sydney +61 (0) 2 8823 3521